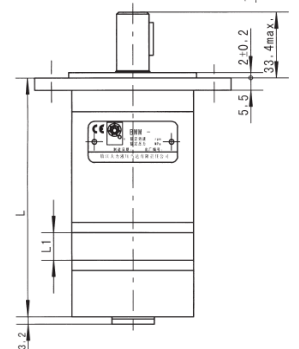
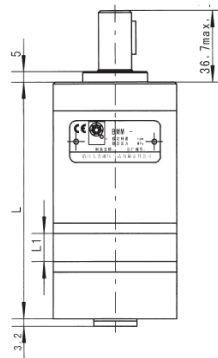


Gerolor Motors

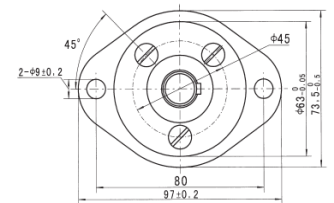
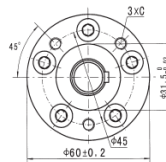
BMM Series

Size	CC-A	Flange Options-B	Shaft Options-C	Ports-D	Features
BMM8	8	SAE AA 2 Bolt - (F) Face Mount (M)	16m Keyed (A) 5/8 Keyed (B) 16.5, 9T Spline (C)	3/8 BSPP Rear (1E) Side (E)	1/8 BSPP Standard Case Drain
BMM12.5	12.5				
BMM20	20				
BMM32	32				
BMM40	40				
BMM50	50				

BMM-SK	Seal Kit for all BMM Motors
--------	-----------------------------



Model	M Flange		F Flange	
	L	L1	L	L1
BMM8	104	3.5	107.5	3.5
BMM12.5	106	5.5	109.5	5.5
BMM20	109	8.5	112.5	8.5
BMM32	114	13.5	117.5	13.5
BMM40	117.5	17	121	17
BMM50	122	21.5	125.5	21.5



Size	Max Speed		Pressure (Bar)			Max Torque			Max OP kW		Max Flow		Weight kg
	Cont	Int	Cont	Int	Peak	Cont	Int	Peak	Cont	Int	Cont	Int	
BMM8	1950	2450	100	140	200	11	15	21	1.8	2.6	16	20	1.9
BMM12.5	1550	1940				19	23	33	2.4	3.2	20	25	2
BMM20	1000	1250				25	35	51					2.1
BMM32	630	800				40	57	64					2.2
BMM40	500	630				90	160	45	70	82	2.2	2.3	
BMM50	400	500	70	160	46	88	100	1.8	2.4				